



PhotoVoice as Community Engagement: A Unique course experience at FIU

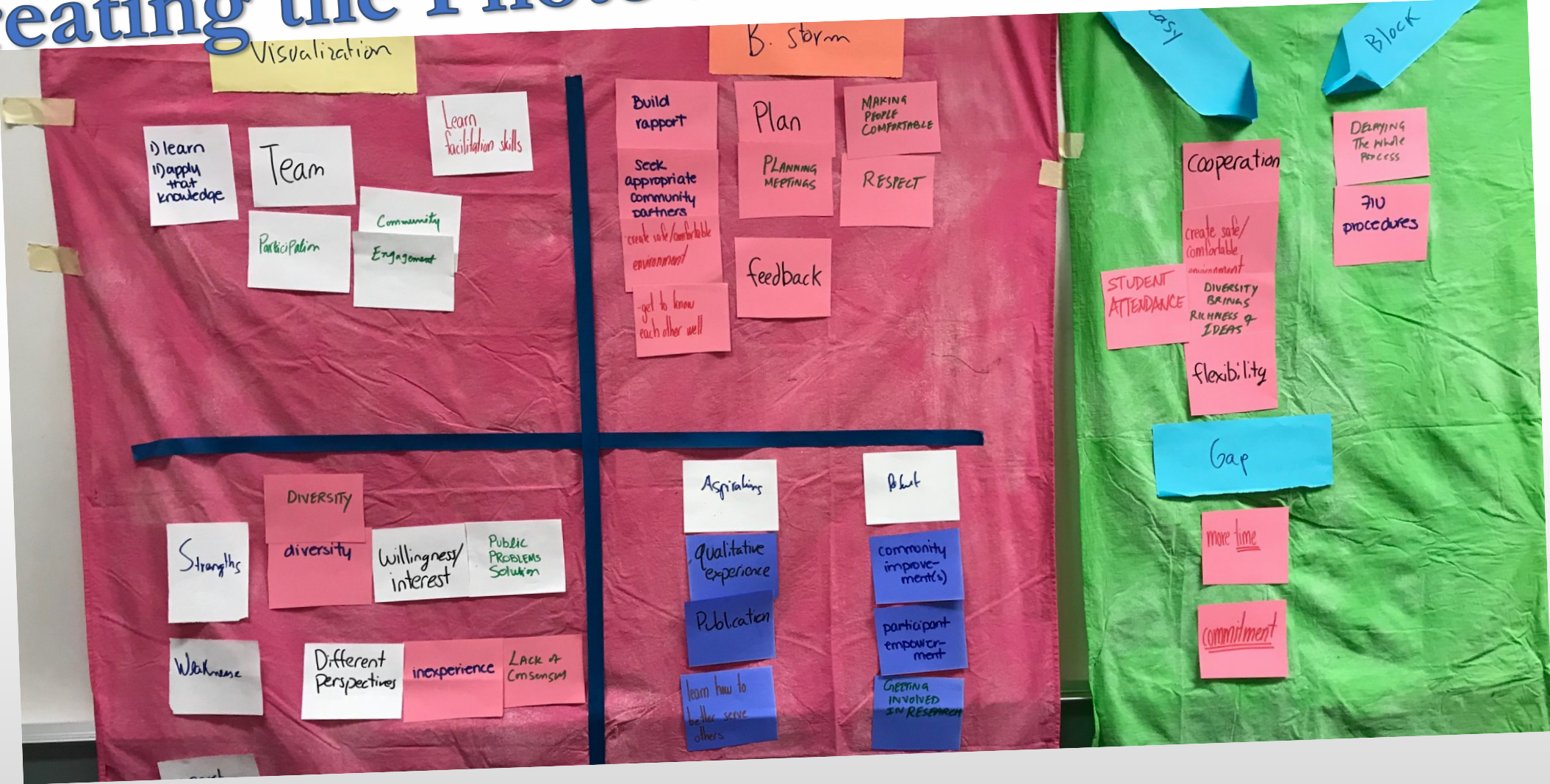
Learning theory of PhotoVoice



Practicing with cameras



Creating the PhotoVoice Plan



Visualization

B. storm

easy

Block

1) learn
1) apply that knowledge

Team

Learn facilitation skills

Participation

Community Engagement

Build rapport

Plan

MAKING PEOPLE COMFORTABLE

Seek appropriate community partners
create safe/comfortable environment

PLANNING MEETINGS

RESPECT

get to know each other well

Feedback

Cooperation

DEARING THE WHOLE PROCESS

710 procedures

create safe/comfortable environment

STUDENT ATTENDANCE

DIVERSITY BRINGS RICHNESS & IDEAS

flexibility

Strengths

DIVERSITY
diversity

Willingness/interest

Public PROBLEMS Solution

Weakness

Different Perspectives

inexperience

Lack of Consensus

Aspirations

What

Qualitative experience

community improvement(s)

Publication

participant empowerment

learn how to better serve others

GETTING INVOLVED IN RESEARCH

Gap

more time

commitment

Raising funds for Pridelines



Raising funds for Pridelines




Analyzing pictures at Pridelines





Analyzing pictures at Pridelines




Analyzing pictures at Pridelines

Preparing for community meeting



Conducting analysis



1 Phase

tour

Meeting

Name
ReFrame
Contextualization
~~Questions~~

teams Roles

*Action Plan

*Photo voice

*ethics

*Photography

*time line shuffle

*Responsibilities

*Benefits

2 Phase

training

Ethics
Fotografia
O.A.A

take Pictures

Selection

Analysis

3 Phase

* ^{Agreement} Norms

^{3D} Galleries

Mapping

Creating the Action Plan

Luigi Ferrer of Pridelines joins the class



Conducting analysis





Preparing exhibit for launch

**Thanks to all
of the
students in
this course!**

- Juliana Aviles
- Alicia Lai
- Rachel Moreno
- Enya Plá
- Gerardo Pérez
- Noelis Rodríguez
- Abdul Samad
- Nicole Selman
- Reyni Valerio
- Kaila Witkowski

Our deepest
gratitude to all of
the activist-artists
and Pridelines
collaborators!

